


Common Core  
Writing  
Narratives  
All Year Long




by anna brantley



# Writing Narratives All Year Long

This resource was designed to reinforce the Common Core narrative writing standard {W.1.3}. It includes graphic organizers, writing prompt sheets, task cards, checklists, and reflection sheets.



## TABLE OF CONTENTS

Graphic Organizers: pages 3-7

Narrative Prompt Sheets: pages 8-49

Narrative Task Cards: pages 50-57

Narrative Checklists & Reflection Sheets: pages 58-62

Extra Blank Paper: pages 63-66



# Narrative Graphic Organizers

The following graphic organizers will help your students organize their ideas before they start writing their narratives.



Name \_\_\_\_\_

# My Narrative Map

Write what happens in the beginning, middle, and end of your narrative.

beginning

middle

end



Name \_\_\_\_\_

Directions- Sequence the events of your narrative.



# SEQUENCING MY NARRATIVE WRITING

First

Next

Then

Last

Name \_\_\_\_\_

# Details! Details! Details!

Directions- Organize the details of your narrative.

Narrative Topic-

Detail 1

Detail 2

Detail 3

Detail 4

Conclusion-



Name \_\_\_\_\_

Directions--Organize the details of your narrative.

# All About My Narrative

who?


what?

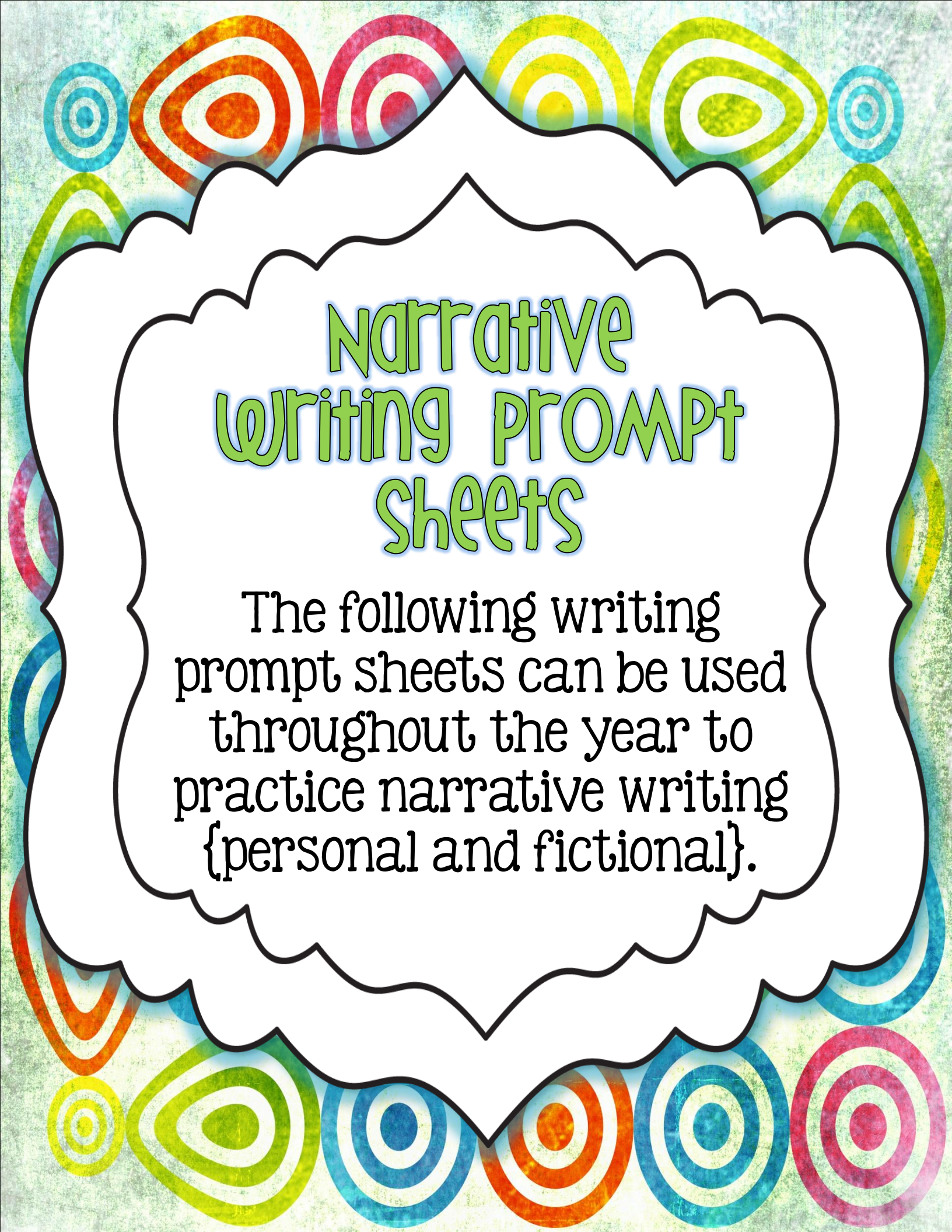
where?

when?

how?

why?





# Narrative Writing PROMPT SHEETS

The following writing prompt sheets can be used throughout the year to practice narrative writing {personal and fictional}.




Name \_\_\_\_\_

W.1.3.

# AY Summer Vacation

Directions- Write a narrative about your summer vacation.

Handwriting practice area with multiple sets of lines (top solid, middle dashed, bottom solid) for writing a narrative.




Name \_\_\_\_\_

W.1.3.

# My First Day of School

Directions- Write a narrative about your first day of school.





Name \_\_\_\_\_

W.1.3.

# THE BEST DAY OF SCHOOL

Directions- Write a narrative about your best day of school.

Handwriting practice area with multiple sets of lines (top solid, middle dashed, bottom solid).




Name \_\_\_\_\_

W.1.3.

# THE WORST DAY OF SCHOOL

Directions- Write a narrative about your worst day of school.

Handwriting practice area consisting of 10 sets of horizontal lines. Each set includes a solid top line, a dashed middle line, and a solid bottom line.




Name \_\_\_\_\_

W.1.3.

# Fall is Here

Directions- Write a narrative about what you like to do in the fall.

Handwriting practice area consisting of multiple sets of horizontal lines. Each set includes a solid top line, a dashed midline, and a solid bottom line, providing a guide for letter height and placement.





Name \_\_\_\_\_

W.1.3.

# The Silly Scarecrow

Directions- Pretend you met a silly scarecrow.  
Write a narrative all about the experience.




Name \_\_\_\_\_

W.1.3.

# HALLOWEEN NIGHT

Directions- Write a narrative about what you did on Halloween night.




Name \_\_\_\_\_

W.1.3.

# THANKSGIVING DAY

Directions- Write a narrative about what you did on Thanksgiving Day.

Handwriting practice area consisting of multiple sets of three horizontal lines (top solid, middle dashed, bottom solid) for writing a narrative.





Name \_\_\_\_\_

W.1.3.

# IF I WERE A TURKEY

Directions- Imagine you woke up one day and were a turkey.  
Write a narrative about what you would do.

Handwriting practice lines consisting of multiple sets of solid top and bottom lines with a dashed midline.




Name \_\_\_\_\_

W.1.3.

# The Best Holiday Celebration

Directions- Write a narrative about your favorite holiday celebration.

Handwriting practice area with multiple sets of lines (top solid, middle dashed, bottom solid).




Name \_\_\_\_\_

W.1.3.

# A DAY at the NORTH POLE

Directions- Imagine you went to the North Pole.  
Write a narrative about your experience.

Handwriting practice lines consisting of multiple sets of solid top and bottom lines with a dashed midline.






Name \_\_\_\_\_

W.1.3.

# THE POLAR EXPRESS

Directions- Imagine you went on the Polar Express.  
Write a narrative about the experience.

Handwriting practice area with multiple sets of lines (top, middle, bottom) for writing a narrative.




Name \_\_\_\_\_

W.1.3.

# HAPPY NEW YEAR!!!

Directions-Write a narrative about what you did on New Year's Day!

Handwriting practice area with multiple sets of lines (top solid, middle dashed, bottom solid).




Name \_\_\_\_\_

W.1.3.

# A Snowy Day

Directions- Write a narrative about a memory you have of a snowy day.

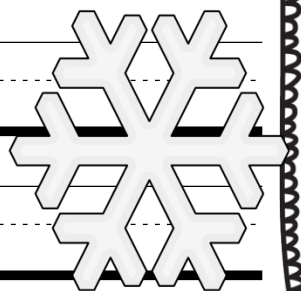


Name \_\_\_\_\_

W.1.3.

# The Special Snowflake

Directions-Imagine you found a special snowflake.  
What did you do with it? Write a narrative all about it!






Name \_\_\_\_\_

W.1.3.

# The Special Snowman

Directions- Imagine you met a special snowman.  
Write a narrative about what you did together.




Name \_\_\_\_\_

W.1.3.

# THE GRUMPY GROUNDHOG

Directions- Imagine you met a grumpy groundhog on Groundhog Day.  
Write a narrative about how you made him happy again.




Name \_\_\_\_\_

W.1.3.

# If I Were the President

Directions- Write a narrative about what you would do if you were the president.

Handwriting practice area with multiple sets of lines (top, middle, bottom) for writing.




Name \_\_\_\_\_

W.1.3.

# If I Were a Tooth Fairy...

Directions-Imagine you turned into a tooth fairy one night.  
Write a narrative about your adventures.

Handwriting practice area with multiple sets of lines (top solid, middle dashed, bottom solid).





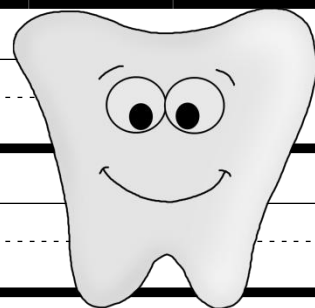
Name \_\_\_\_\_

W.1.3.

# I LOST MY FIRST TOOTH

Directions-Think about when you lost your first tooth.

Write a narrative about the event.




Name \_\_\_\_\_

W.1.3.

Love! Love! Love!

Directions- Write a narrative about a time when you felt especially loved!

Handwriting practice lines consisting of multiple sets of solid top and bottom lines with a dashed midline.



Name \_\_\_\_\_

W.1.3.

# I Found a Leprechaun

Directions- Imagine that you found a leprechaun.  
Write a narrative all about it!

Handwriting practice lines consisting of multiple sets of solid top and bottom lines with a dashed midline.



Name \_\_\_\_\_

W.1.3.

# A LUCKY Day

Directions- Write a narrative about a day when you felt lucky.

Handwriting practice area with multiple sets of lines (top solid, middle dashed, bottom solid).





Name \_\_\_\_\_

W.1.3.

# A Pot of Gold

Directions- Pretend you found a huge pot of gold.  
Write a narrative all about the experience.

Handwriting practice area with multiple sets of lines (top solid, middle dashed, bottom solid).



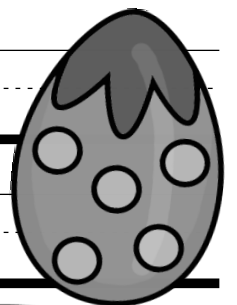
Name \_\_\_\_\_

W.1.3.

# The Special Egg

Directions- Imagine you found a special egg. Write a narrative about it.

Handwriting practice area with multiple sets of lines (top solid, middle dashed, bottom solid).




Name \_\_\_\_\_

W.1.3.

# MY SPRING Break

Directions- Write a narrative about your Spring Break.

Handwriting practice lines consisting of multiple sets of solid top and bottom lines with a dashed midline for letter height guidance.




Name \_\_\_\_\_

W.1.3.

# The Talking Flower

Directions- Imagine you found a talking flower.  
Write a narrative about what happened.






Name \_\_\_\_\_

W.1.3.

# Teacher for the Day

Directions- Imagine that you could be the teacher for a day.  
Write a narrative about what you would do.

Handwriting practice lines consisting of multiple sets of solid top and bottom lines with a dashed midline.




Name \_\_\_\_\_

W.1.3.

# Principal for the Day

Directions- Imagine that you could be the principal for a day.  
Write a narrative about what you would do.




Name \_\_\_\_\_

W.1.3.

# TRADING PLACES

Directions- Write a narrative about trading places with your favorite TV, movie, or rock star.

Handwriting practice area with multiple sets of lines (top solid, middle dashed, bottom solid).




Name \_\_\_\_\_

W.1.3.

# A Day in the Life of My Shoes

Directions- Write a narrative about the life of your favorite pair of shoes.

Handwriting practice area consisting of 10 sets of horizontal lines. Each set includes a solid top line, a dashed midline, and a solid bottom line.

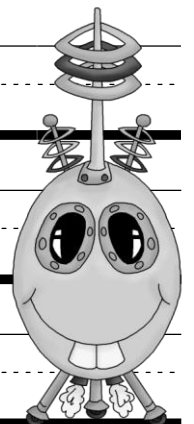


Name \_\_\_\_\_

W.1.3.

# KNOCK! KNOCK!

Directions- Imagine you heard a strange knock at your front door. You open the door, and to your great surprise, you find an alien standing there. What do you do? What does it look like? Write a narrative about your encounter with this alien.




Name \_\_\_\_\_

W.1.3.

# THE TIME MACHINE

Directions- Imagine you had a time machine that would take you only to the past.  
Where would you choose to go? Write a narrative about your adventure.





Name \_\_\_\_\_

W.1.3.

# I'M A SUPERHERO

Directions- Write a narrative about yourself as a superhero.

Handwriting practice area consisting of 10 sets of horizontal lines. Each set includes a solid top line, a dashed midline, and a solid bottom line.

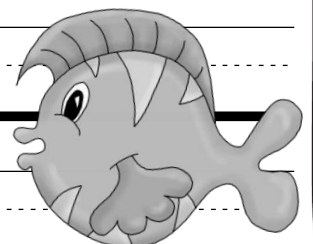


Name \_\_\_\_\_

W.1.3.

# The Smallest Fish in the Sea

Directions-Imagine you are the smallest fish in the sea.  
Write a narrative about life in the ocean through your eyes.




Name \_\_\_\_\_

W.1.3.

# A Trip to the Beach

Directions- Write a narrative about a time when you went to the beach.

Handwriting practice area with multiple sets of lines (top solid, middle dashed, bottom solid) for writing a narrative.




Name \_\_\_\_\_

W.1.3.

# A TOY STORY

Directions- Imagine that one of your toys came to life.  
Write a narrative about what happened.



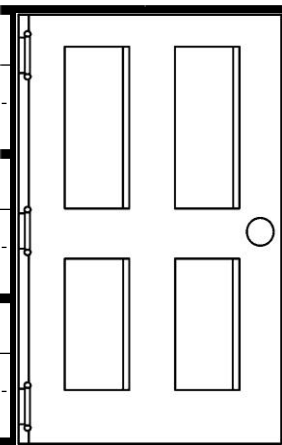
Name \_\_\_\_\_

W.1.3.

# The Secret Door

Directions- Imagine that you found a secret door in your classroom.  
Write a narrative about what you found behind the secret door.

Handwriting practice area with multiple sets of lines (top, middle dashed, bottom) for writing a narrative.




Name \_\_\_\_\_

W.1.3.

# THE CRAZY POPCORN

Directions- Imagine one day you were popping popcorn and it wouldn't stop popping. Write a narrative about what you did to stop the popcorn from popping.

Handwriting practice lines consisting of multiple sets of solid top and bottom lines with a dashed midline.






Name \_\_\_\_\_

W.1.3.

# Teamwork Fun

Directions-Think about a time when you had to work as a team.  
Write a narrative all about it.

Handwriting practice area with multiple sets of lines: a solid top line, a dashed middle line, and a solid bottom line.




Name \_\_\_\_\_

W.1.3.

# I SAVED THE DAY

Directions—Think about a time when you saved the day.  
Write a narrative all about it!

Handwriting practice lines consisting of multiple sets of solid top and bottom lines with a dashed midline.





# PERSONAL NARRATIVE TASK CARDS

You can use these 12 personal narrative task cards in your writing center or to help your students choose a narrative writing topic.



Think about a time when you learned something for the first time. Write a narrative about the event.



Think about a special adventure or time that you have had. Write a narrative about what made it so special.



Think about a time when you felt really embarrassed. Write a narrative about what happened.



Think about the first time you went somewhere or did something all by yourself. Write a narrative about what happened.



Think about a time when you were surprised. Write a narrative about this event.



Think about a time when you made a special gift for a friend or family member. Write a narrative about this event.



Think about a day when nothing seemed to go right. Write a narrative to tell all about it.



Think about a day when everything seemed to go right. Write a narrative to tell all about it.



Think about one time that you were caught in a rainstorm. Write a narrative about your adventure in the storm.



Think of a time in your life that has been funny. Write a narrative about the event.



Think about your favorite birthday. Write a narrative about your celebration.



Think about a time you succeeded at something that was hard for you to do. Write a narrative about your experience.








# Fictional Narrative Task Cards

You can use these 12 fictional narrative task cards in your writing center or to help your students choose a narrative writing topic.

Imagine that you have a stuffed animal that comes to life. Write a narrative about what happened.



Imagine that your teacher disappeared one morning. Write a narrative about your day in class.



Imagine that you found a giant egg lying on the ground. Write a narrative about what happened when it hatched.



Imagine that everyone lived until age 150. Write a narrative about how life would be at your house.



Pretend that you found a magic pencil. Write a narrative about what you would do with it.



Imagine that you are an animal in the zoo. Write a narrative about what animal you would be and what you would do all day.



Imagine you turned into a pirate. Write a narrative about your new life.



Imagine that you could swap places with another person for a day. Write a narrative about what happened.





Imagine you grew wings and could fly. Write a narrative about what your life would be like.



Imagine that you became a character in your favorite book. Write a narrative about the experience.



Imagine that you were given \$1,000 to spend on anything. Write a narrative about what you would do.



Imagine that you and your family lived in a castle. Write a narrative about what your life would be like living there.





# Narrative Checklists

Your students can evaluate their narrative writing using one of the following checklists. The checklists are aligned to the Common Core writing standards.

Name \_\_\_\_\_

W.1.3.

# MY Narrative Checklist



\_\_\_\_\_ I stayed on topic.

\_\_\_\_\_ I described the characters.

\_\_\_\_\_ I described the setting.

\_\_\_\_\_ I gave two or more sequenced events.

\_\_\_\_\_ I included details about the events.

\_\_\_\_\_ I used temporal words to signal event order.

\_\_\_\_\_ I provided some sense of closure.

\_\_\_\_\_ I used capitalization and punctuation correctly .

\_\_\_\_\_ I spelled words correctly.

\_\_\_\_\_ I printed upper and lowercase letters correctly.

\_\_\_\_\_ I left spaces between my words.



Name \_\_\_\_\_

W.1.3.

# Narrative Self and Peer Editing Checklist

Directions- Edit your writing using the self editing checklist, fixing any errors you notice. Then, have a peer complete the peer editing checklist.

## Self Editing Checklist

\_\_\_\_\_ I stayed on topic.

\_\_\_\_\_ I gave two or more sequenced events.

\_\_\_\_\_ I included details about the events.

\_\_\_\_\_ I used temporal words to signal event order.

\_\_\_\_\_ I provided some sense of closure.

\_\_\_\_\_ I used capitalization, punctuation, and spelling correctly.

## Peer Editing Checklist

\_\_\_\_\_ The story stays on topic.

\_\_\_\_\_ The story has two or more sequenced events.

\_\_\_\_\_ The story included details about the events.

\_\_\_\_\_ The story used temporal words to signal event order.





\_\_\_\_\_ The story provided some sense of closure.

\_\_\_\_\_ Capitalization, punctuation, and spelling are used correctly.

Name \_\_\_\_\_

W.I.3.

# My Narrative Needs...



Name \_\_\_\_\_

W.1.3.

# My Narrative Reflection



Why do you like this narrative?

Four sets of primary writing lines, each consisting of a solid top line, a dashed midline, and a solid bottom line.

What did you learn from writing this narrative?

Four sets of primary writing lines, each consisting of a solid top line, a dashed midline, and a solid bottom line.



# EXTRA BLANK PAPER

You can use this paper for the task cards or if your students need more room to write when completing the writing prompt sheets.

Name \_\_\_\_\_

W.1.3.

\_\_\_\_\_

\_\_\_\_\_

\_\_\_\_\_

\_\_\_\_\_

\_\_\_\_\_

\_\_\_\_\_

\_\_\_\_\_

\_\_\_\_\_

\_\_\_\_\_

\_\_\_\_\_

\_\_\_\_\_

\_\_\_\_\_

\_\_\_\_\_

\_\_\_\_\_

\_\_\_\_\_

\_\_\_\_\_

\_\_\_\_\_

\_\_\_\_\_

\_\_\_\_\_

\_\_\_\_\_

\_\_\_\_\_

\_\_\_\_\_

\_\_\_\_\_

\_\_\_\_\_

\_\_\_\_\_

\_\_\_\_\_

\_\_\_\_\_

\_\_\_\_\_

\_\_\_\_\_

\_\_\_\_\_

\_\_\_\_\_

\_\_\_\_\_

\_\_\_\_\_

\_\_\_\_\_



Name \_\_\_\_\_

W.1.3.



Handwriting practice lines consisting of ten sets of horizontal lines. Each set includes a solid top line, a dashed middle line, and a solid bottom line, with a thick black line below each set.



W.1.3.

The page is a writing template with a decorative scalloped border. It contains ten sets of horizontal lines for writing. Each set consists of a solid top line, a dashed midline, and a solid bottom line. The text 'W.1.3.' is written in the top right corner.

# thank you!

Thank you so much for your purchase! I really appreciate it! If you have any questions or concerns about this product, please e-mail me at [crazyforfirstgrade@hotmail.com](mailto:crazyforfirstgrade@hotmail.com).

For teaching ideas and free downloads, please visit my blog- [crazy for First Grade](http://crazyforfirstgrade.com).

Anna Brantley©2012

Permission is granted to original purchasers to reproduce material as designated only for their own classroom use. No other part of this work may be reproduced in any form or by any electronic or mechanical means including information storage and retrieval systems without permission in writing from the publisher, except by a reviewer, who may quote brief passages in a review.

# GRAPHICS

