

# FIRST GRADE JANUARY HOMEWORK

**Monday {Week 3}**

ch ip b

sw am f

dr op

**Tuesday {Week 3}**

**Word Bank**

ask

1.

2.

3.

**Wednesday {Week 2}**

square

rhombus

**Thursday {Week 2}**

**January**

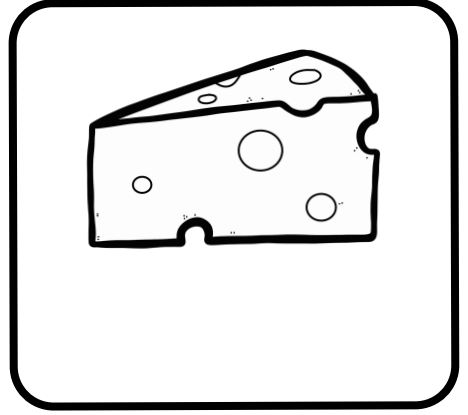
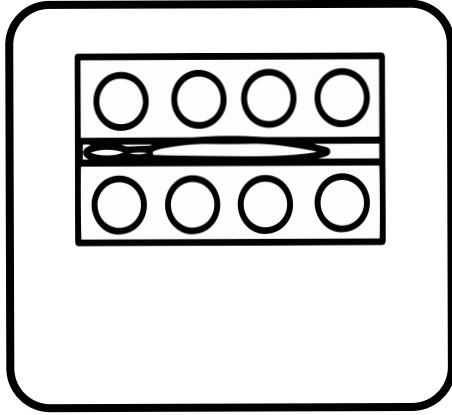


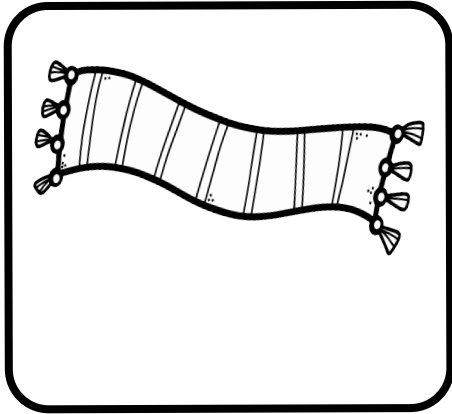

RETURN EVERY FRIDAY!

	MONDAY	TUESDAY	WEDNESDAY	THURSDAY
<b>Week 1</b> Jan. 4	Write about your weekend.	Fill in the missing letters.	Write the numbers in order from greatest to least.	Color each crayon a different color.
Read every day!	Check your writing for errors. Correct in a different color.	Say 2 words that rhyme with each.	How many tens and ones are in the greatest number?	Read each sight word and color the box the correct color.
Parent Initial	Teacher Initial			
<b>Week 2</b> Jan. 11	Read a book together.	Find each of the sight words in the word search.	Draw a picture of a real object for each shape.	Draw a snowman.
Read every day!	Write and summarize the problem and solution.	Say each sight word in a sentence.	Count to 120.	Write the...
Parent Initial	Teacher Initial			
<b>Week 3</b> Jan. 18	Write an ending or beginning for each word.	Write each sight word in the sentence.	Read each sentence.	Mark the mistakes and write the sentences correctly.
Read every day!	Color the mittens that have a short vowel sound.	Circle all the nouns in your writing.	Find the...	Find the...
Parent Initial	Teacher Initial			

mrs. jones'  
**CREATION  
STATION**



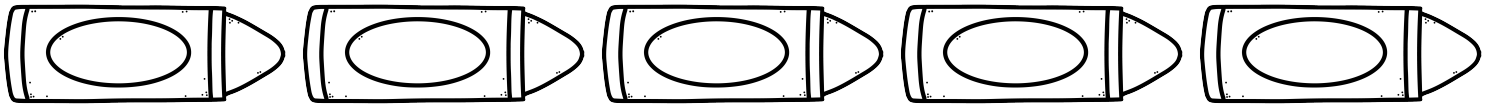
<input type="checkbox"/> <input type="checkbox"/>				
<input type="checkbox"/> <input type="checkbox"/>				
<input type="checkbox"/> <input type="checkbox"/>				
<input type="checkbox"/> <input type="checkbox"/>				












Blank rounded rectangular box for writing.


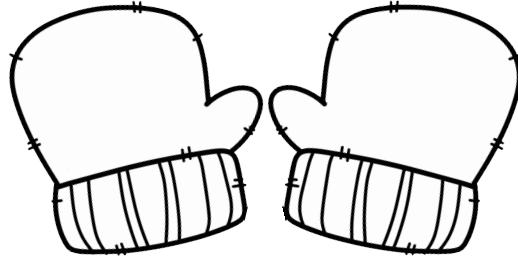
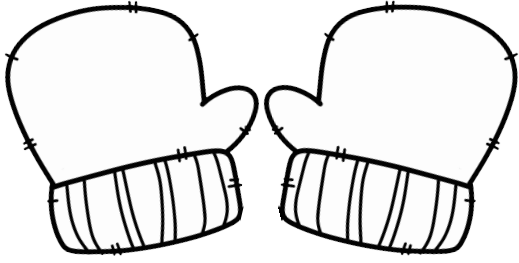
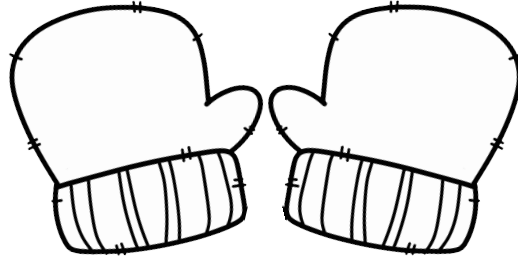
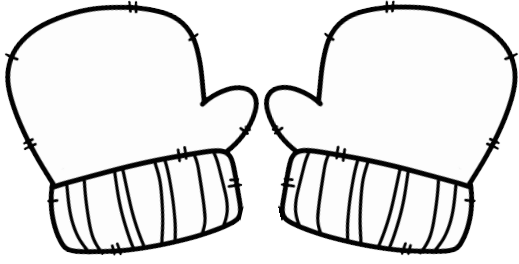
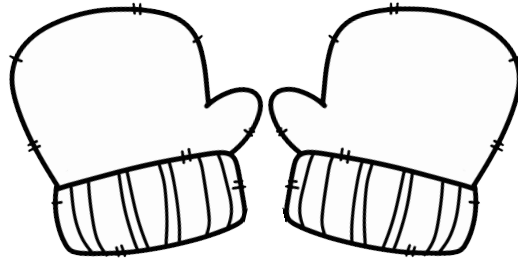
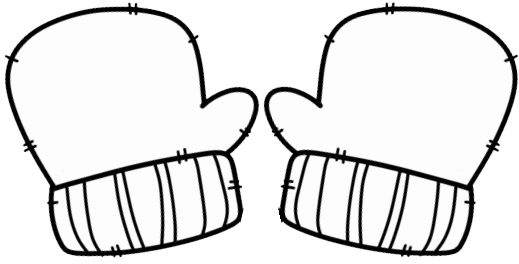
Blank rounded rectangular box for writing.

Blank rounded rectangular box for writing.






















**Word  
Bank**

A large, empty rounded rectangular box with a black outline, occupying the top third of the page.A second large, empty rounded rectangular box with a black outline, identical in size and shape to the one above it.A vertical, empty rounded rectangular box with a black outline, located in the bottom left section of the page.A second vertical, empty rounded rectangular box with a black outline, located in the bottom middle section of the page.A third vertical, empty rounded rectangular box with a black outline, located in the bottom right section of the page.





A large, empty rounded rectangular box with a thick black border, occupying the top half of the page. It is intended for a student to write or draw a response.A large, empty rounded rectangular box with a thick black border, occupying the bottom-left portion of the page. It is intended for a student to write or draw a response.

**Word  
Bank**

A vertical rounded rectangular box with a thick black border, located on the bottom-right of the page. It is labeled "Word Bank" and is intended for students to write words related to their topic.

