

o



24



Letter

o

Writing

Templates

o

By Jillian Starr


Dear _____


,

From, _____

Dear _____,

From, _____








Dear _____ ,

From,



Handwriting practice lines consisting of 10 rows. Each row is composed of three horizontal lines: a solid top line, a dashed middle line, and a solid bottom line.

Handwriting practice lines consisting of 5 rows. Each row is composed of three horizontal lines: a solid top line, a dashed middle line, and a solid bottom line.



Blank handwriting practice lines (top right).

Blank handwriting practice lines (middle left).

Main body of blank handwriting practice lines, consisting of multiple sets of three horizontal lines (top, dashed middle, bottom) for letter formation.

Blank handwriting practice lines (bottom right).

Dear _____,


,

From,

Dear _____,


,

From,



Handwriting practice lines consisting of solid top and bottom lines with a dashed midline. The lines are arranged in a grid pattern across the page.

Handwriting practice lines consisting of solid top and bottom lines with a dashed midline, located in the bottom right corner of the page.




Dear _____,

From,



Dear _____,

From,



Dear _____,

From,




Dear _____,

From,




Dear _____,


From,





Dear _____,


From,























Credits

